



Week beginning 8/6/20



f	l	m	n	r	s	v	z	sh	th	ng
ff	ll	mm	n	rr	ss	ve	zz	ti		
ph	le	mb	kn	wr	se		s	ci		
			gn		s		se			
					c					
					ci					



b	c	d	g	j	p	qu	t	w	wh	x	y	ch
bb	k	dd	gg	g	pp		tt					tch
	ck	ed		ge			ed					
	ch			dge								



Listen to the sounds and repeat them



wh



wh words



when

where

why

what

which

whip

whiff

whisk

whizz



Try to spell these words without looking at them.



Check your words on the page before this one then write all your words in **rainbow** colours. First write each word in pencil, then trace over each word 3 times. Each time use a different colour and you will see a rainbow appear.



Red Words :

this, from, they, that, have



Write these red words as pyramids (look at the example) then write the words 3 times forwards.

For example:

t
th
thi
this



Look ,cover, write and then check that you have written them all correctly.



Can you read these **green** words by sounding them out ? Then try reading them without sounding them out.

bin

cat

get

in

it

on

cot

can

up

and

pin

pig

kit

mud

cup

got

dog

sit

bed

met

bad

tip

pan

gap

dig

top



You are going to read a short story. First you will need to practise reading the words used in the story. The **green** words are words you can sound out, then I will tell you the **red** words for the story.



Green words: this is leg tum chin ted

Red word: my

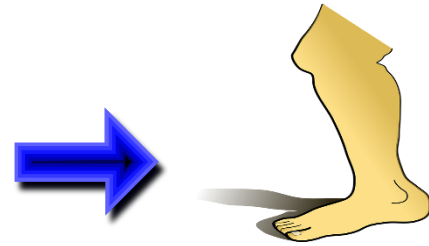


Keep reading these **green** and **red** words a few times until you are happy you know them.




Hug Hug


This is **my** leg.



This is **my** tum.



This is **my** chin.



Big hugs!



This is **my** ted.





Can you answer these questions about the story ?

1. What is the first thing the boy points to?
2. How do you know the boy likes his teddy?
3. What is your favourite cuddly toy?



High 5



Great work!